


BLACK METAL BARN DOOR




Available as an 8-lite at 2100 x 900mm and a 12-lite at 2100 x 1200mm only.



PLCF82100900


Suitable for top hanging only.
Machined to suit barn door tracks.
Industrial black finish.
6mm transparent tempered glass.
Pack includes floor guides to suit.
Track/rollers not included.
Pack includes floor guides to suit.
Powder coated aluminium.



PLCF1221001200



CLASSIC BLACK
HABARNCLBK



CLASSIC STAINLESS
HABARNCLSS



INDUSTRIAL TRACK
HABARNINBK



MEDIEVAL TRACK
HABARNMEBK



NEW ZEALAND | 09 262 3545
sales@plantation.co.nz
plantation.co.nz
AUSTRALIA | 1800 681 586
sales@parkwooddoors.com.au
parkwooddoors.com.au

BLACK METAL BARN DOOR

COMBO KITS

Black Metal Barn Door Combo
8-Lite Kit Set.

PLCF82100900KIT



Contains:

- 1 x 2100 x 900mm Black Metal 8-Lite Barn Door.
- 1 x 1800 Classic Black Track Set.
- 1 x Black 230mm Pull Handle (HAVRH103909BLK).
- 1 x Softclose System.

Black Metal Barn Door Combo
12-Lite Kit Set.

PLCF1221001200KIT



Contains:

- 1 x 2100 x 1200mm Black Metal 12-Lite Barn Door.
- 1 x 2400 Classic Black Track Set.
- 1 x Black 230mm Pull Handle (HAVRH103909BLK).
- 1 x Softclose System.

No flush pull in this kit.



NEW ZEALAND | 09 262 3545
sales@plantation.co.nz
plantation.co.nz
AUSTRALIA | 1800 681 586
sales@parkwooddoors.com.au
parkwooddoors.com.au